
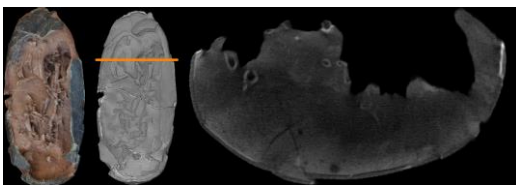


Neutron Imaging – A multipurpose analysis tool

Impressions of a world class neutron imaging instrument



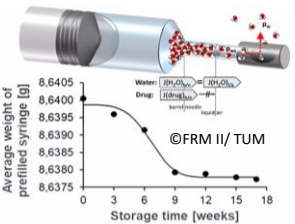

Dinosaur eggs – Hatching of oviraptorids



Oviraptorid egg: Picture (left) and Tomogram (right)


Yang, T-R., et al. Integrative Organismal Biology 1.1 (2019): obz030.

Clogging in needles due to storage



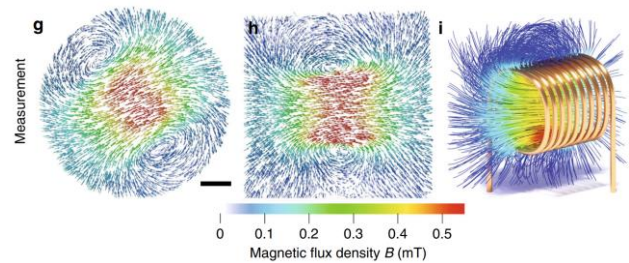
S. Scheler, et al., E. J. of Pharmaceutics and Biopharmaceutics 176 (2022) 188-198

Inhomogeneous transition from para- to ferromagnetic due to impurities



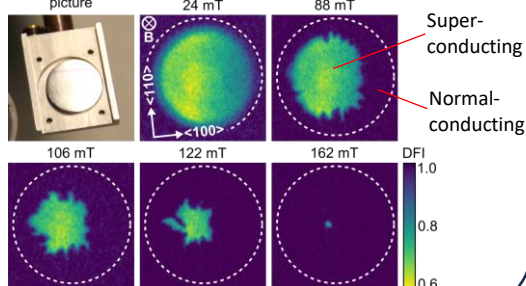
M. Schulz, et al., J. Phys. Conf. 211 (2010) 012025

Visualizing the magnetic flux density



Hilger et al., Nat Commun 9, 4023 (2018)

Penetration of magnetic field into Niobium, a type II-1 superconductor



Detection of manufacturing problems in aerospace materials e.g. turbine blades

